

RED ROSE SENIOR SECONDARY SCHOOL



HOLIDAY
HOMEWORK

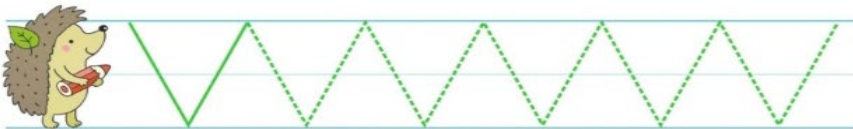
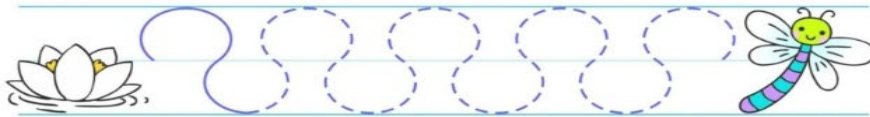
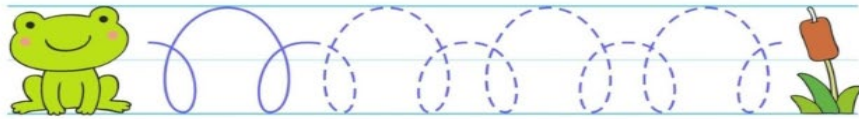
2022 - 23

Class-Nursery






Trace and Learn



Trace the letters

Aa Bb Cc Dd Ee
Ff Gg Hh Ii Jj
Kk Ll Mm Nn Oo
Pp Qq Rr Ss Tt
Uu Vv Ww
Xx Yy Zz

An illustration of three pumpkins of different sizes, positioned to the right of the letter tracing area. The largest pumpkin is in the back, and two smaller ones are in the front.

Matching

Match the uppercase letter with its lowercase letter.



d
m
b
e
c
k
a
o
g
l
i

Which letter does the picture begin with:-



h

e

b



b

a

f



d

c

e



e

f

a



b

a

c



g

h

d



r

a

u



स्वर











अ से अः तक लिखो

Handwriting practice area with ten sets of horizontal lines. Each set consists of a solid top line, a dashed middle line, and a solid bottom line, providing a guide for letter height and placement.

पेंसिल फेर कर अभ्यास करो

क ख ग घ ङ
च छ ज झ ञ
ट ठ ड ढ ण
त थ द ध न
प फ ब भ म
य र ल व श
ष स ह
क्ष य ज्ञ

खाली स्थान में चित्र देखकर वर्ण भरो-:

	क	—	ग	—	ङ	
	—	छ	—	झ	ञ	
	—	ठ	ड	—	ण	
	त	थ	—	ध	—	
	प	—	ब	भ	—	
	य	र	—	—		
	ष	—	स	—		

मिलान करो

अक्षर को चित्र से मिलाओ

क

.

.



ख

.

.



ग

.

.



घ

.

.



च

.

.

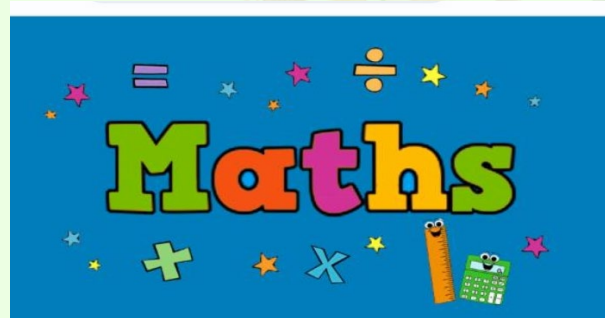


छ

.

.










Write counting 1 – 50

A large rectangular area containing a grid of frog faces. Each frog face has a number written on its belly. The numbers are arranged in five columns and eight rows. The first column contains 1, 3, 5, 7, 9, 10. The second column contains 11, 13, 15, 17, an empty space, 20. The third column contains 21, 23, 25, 27, an empty space, 29, 30. The fourth column contains 31, 33, 35, 37, an empty space, 40. The fifth column contains 41, 43, 45, 47, an empty space, 49, 50. A small white arrow points to the top of the first frog face. A small icon of a frog is in the bottom right corner of the grid.

Fill in the missing numbers-



Before and After











By Noor Engru Farhan

BEFORE & AFTER

Write the numbers that come before and after the number in the middle.

8	9	10			7	
	6				8	
	3				6	
	5				9	
	7				4	
	8				2	

Count and Write


ACTIVITY

TIME


1. Paste the picture of our Prime Minister and Chief Minister of Uttar Pradesh from the newspaper in scrapbook.
2. Play with fun:-

Fun with Patterns

A. Trace over the dotted lines.



Skill: To reinforce sense of direction



शेर

जिराफ़


ज़ेबरा

मगरमच्छ

1



2



3



4



5

6

7



8

9

Art and Craft

1. Make a caterpillar with the help of egg tray.



2. Cut and paste the letters from newspaper or magazines.

3. Draw and cut the numbers on old newspaper and color it (1 to 9). Paste it in scrapbook.

4. Make any animal with help of molding clay.

Have a wonderful vacation and enjoy it safely